Total Children Served by Jurisdiction of Case County
9/3/2019

Lee	Charlotte	Collier	Hendry	Glades	Grand Total
1,248	459	397	135	31	2,270

In-Home Case County Jurisdiction

Lee	Charlotte	Collier	Hendry	Glades	Grand Total
460	145	171	63	13	852

Kinship (Relative Non-Relative) Out of Home by Case County

Lee	Charlotte	Collier	Hendry	Glades	Grand Total
342	174	120	36	6	678

Licensed Foster Care - Out of Home by Case County

Lee	Charlotte	Collier	Hendry	Glades	Grand Total
391	118	87	30	11	637

Other Out of Home Placements

Lee	Charlotte	Collier	Hendry	Glades	Grand Total
55	22	19	6	1	103

(Other includes: Adoption Placement, Correctional Placement, Missing Child, Medical-Mental Hospital, EFC and Visitation)

Children Served by Diversion & Prevention totals 323

Youth Development Program TOPS: 77 Youth are served at (Coronado HS Boys & Girls, Stars Complex – MS, North Nicholas HS, Pine Island Methodist– HS & MS and Charleston Park)

Children Served by Case County
Total: 2270
9/3/2019

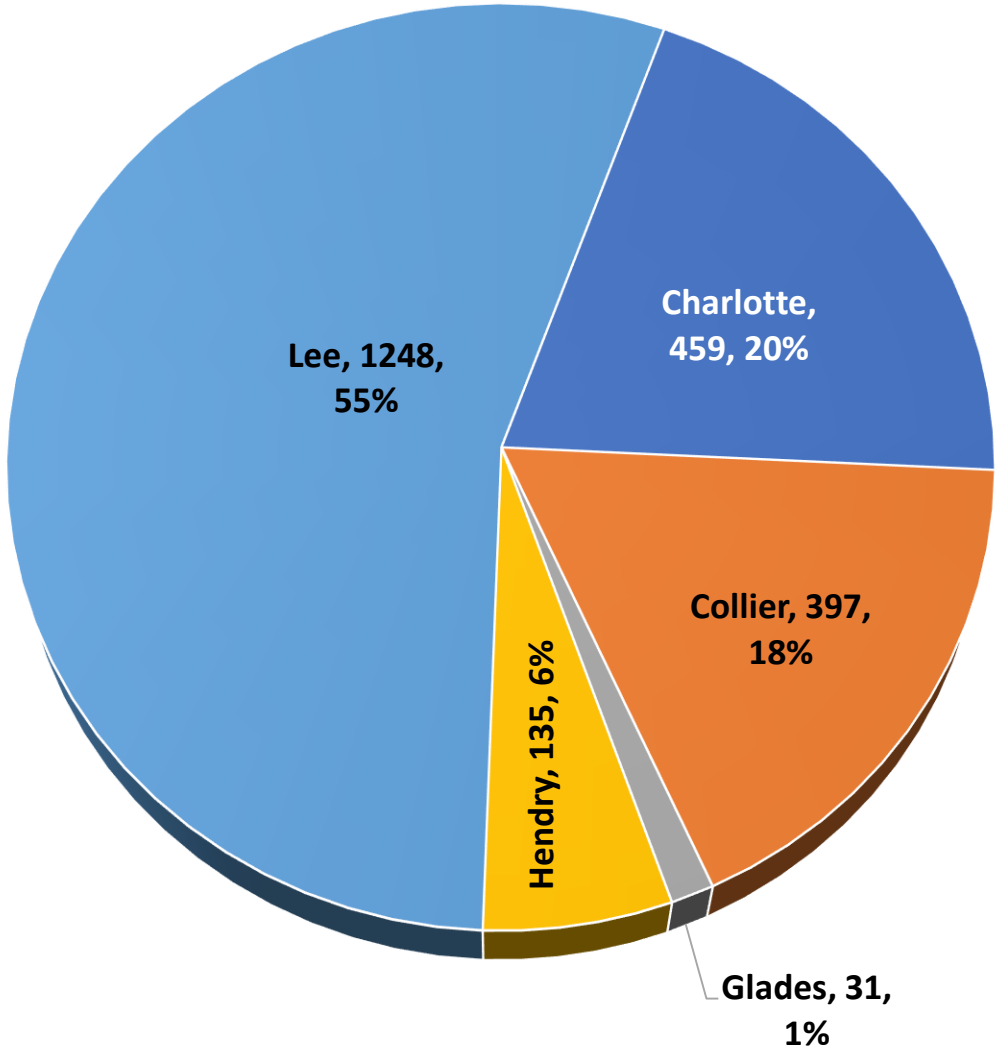

Lee County
Children Served by Total: 1248
9/3/2019

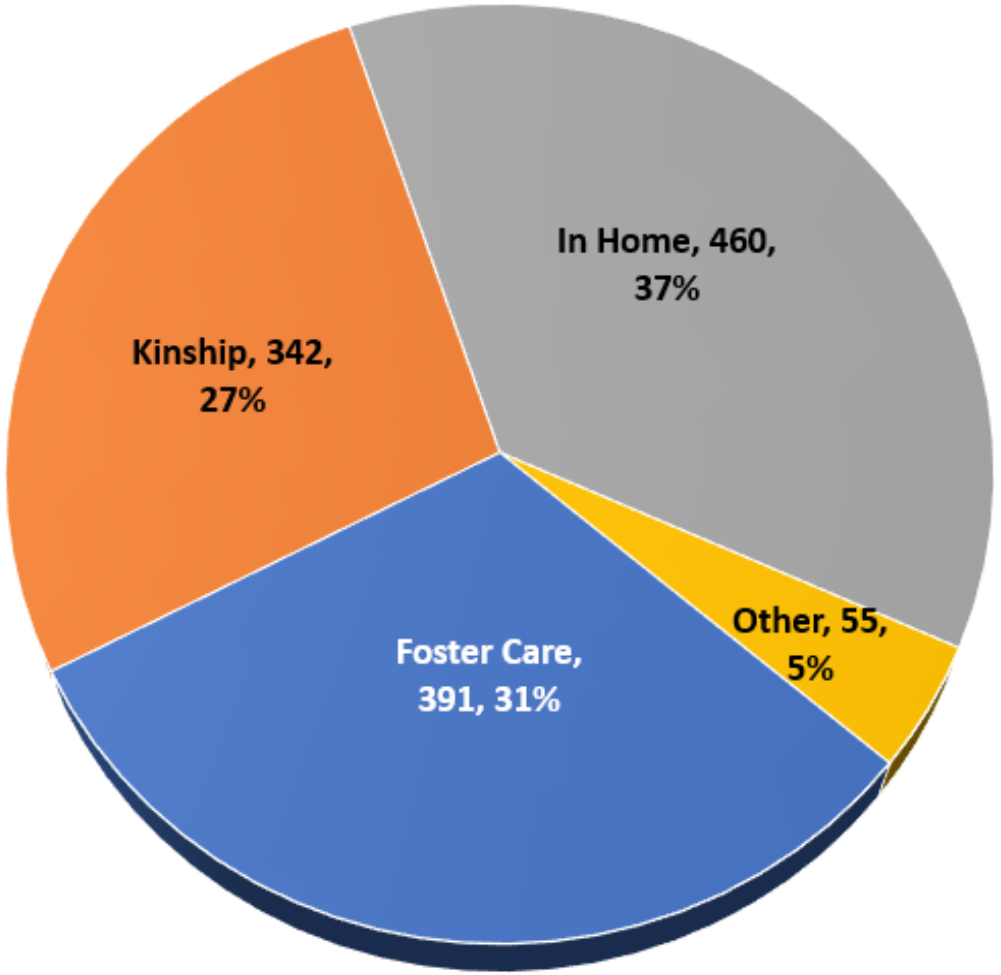

C20 Children by Age

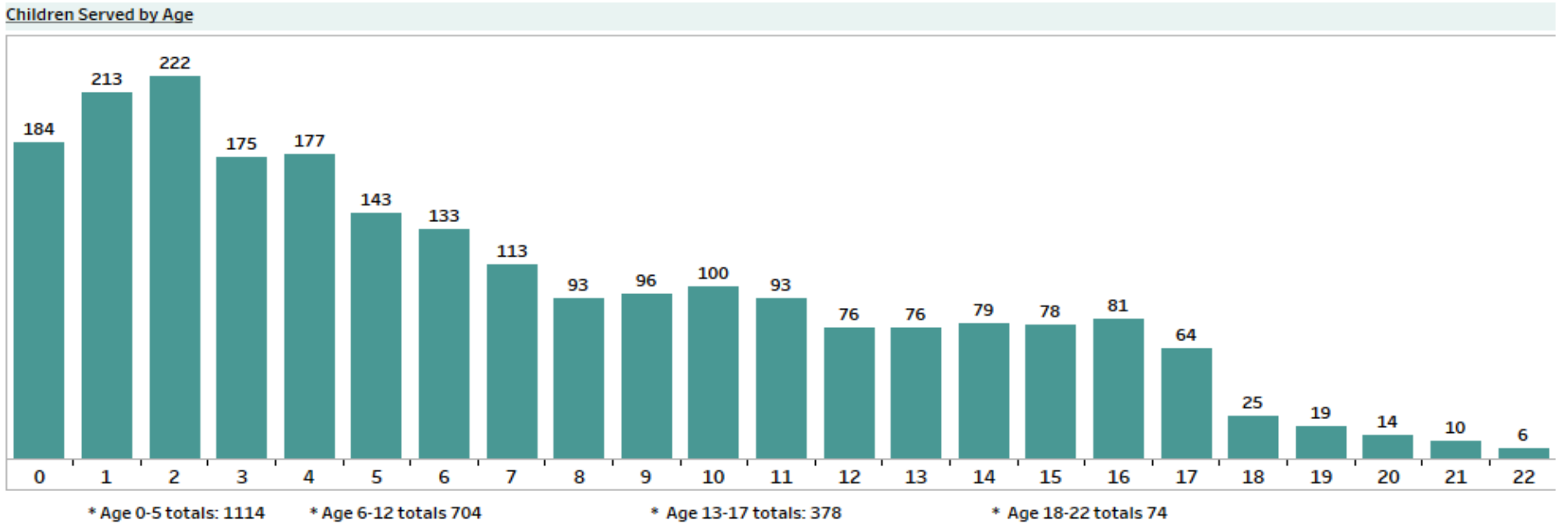

Lee County Children by Age

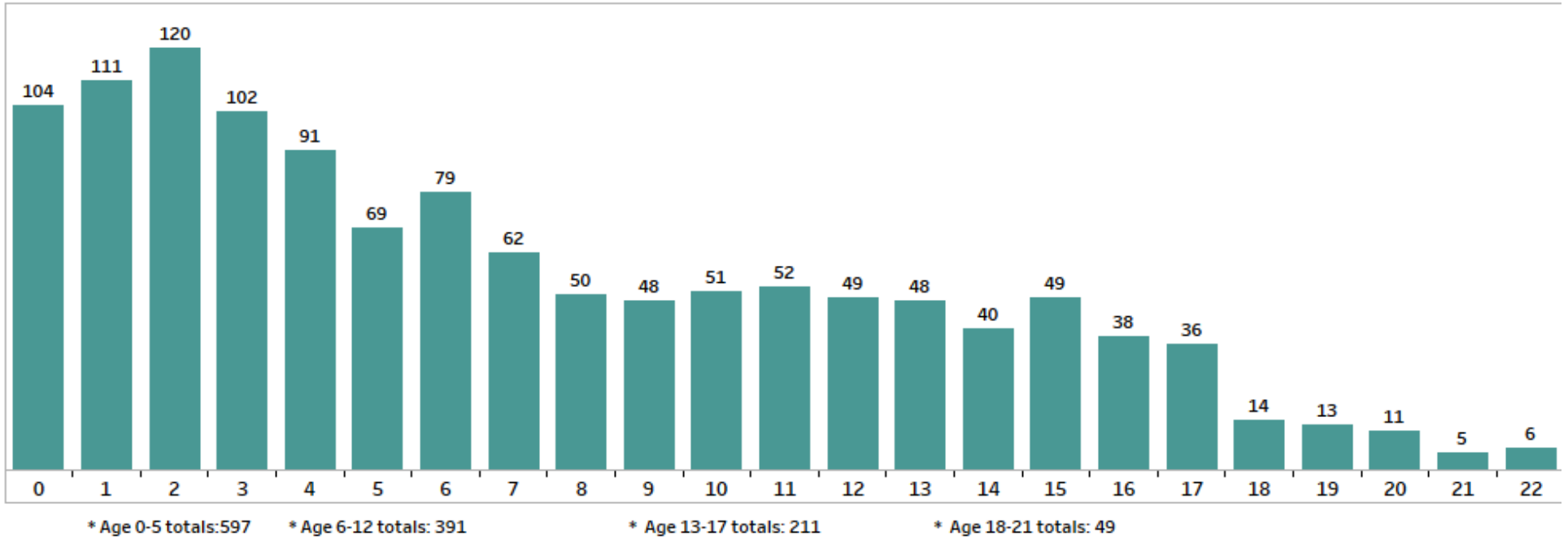

CHILDREN'S NETWORK OF SOUTHWEST FLORIDA, LLC

Children's Network of SWFL
Family Foster Homes & Bed Capacity

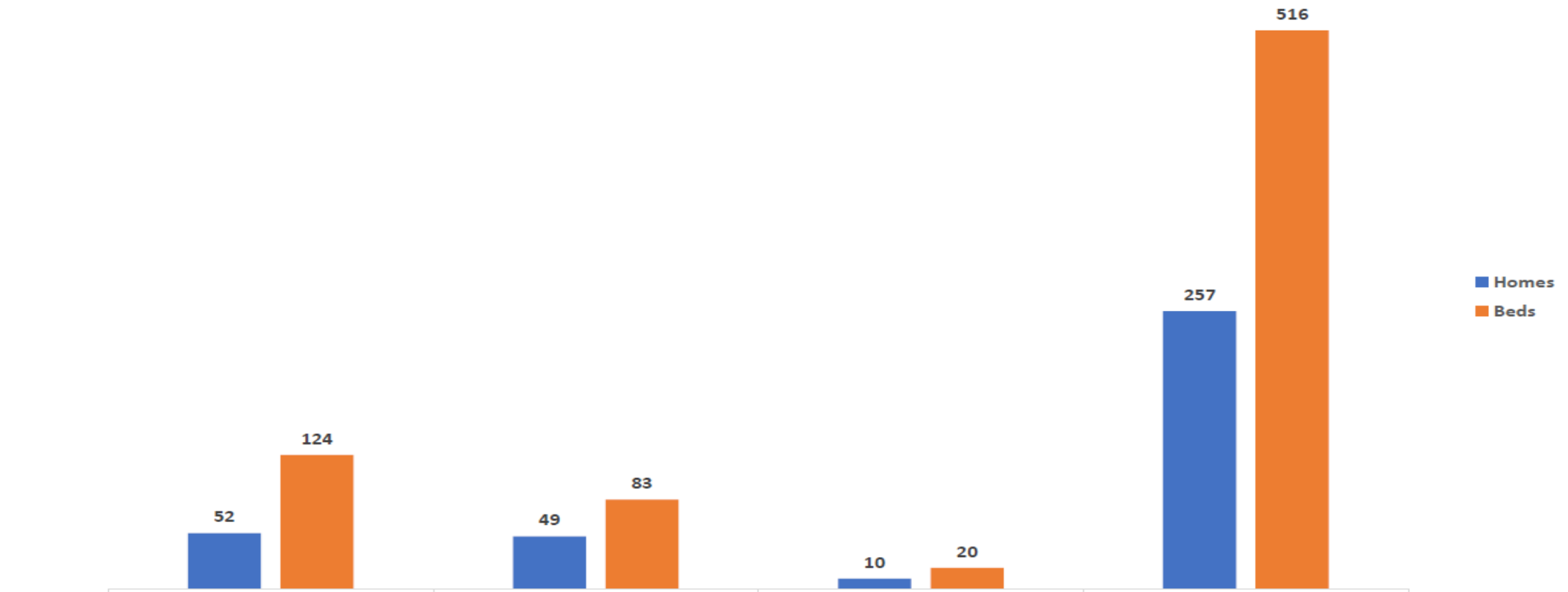

	Charlotte	Collier	Hendry	Lee
Homes	52	49	10	257
Beds	124	83	20	516

Foster, Adopt or Mentor Today
(855) 933-KIDS (5437)
or visit our website: https://www.childnetswfl.org

Adoptions Finalized Total: 2058

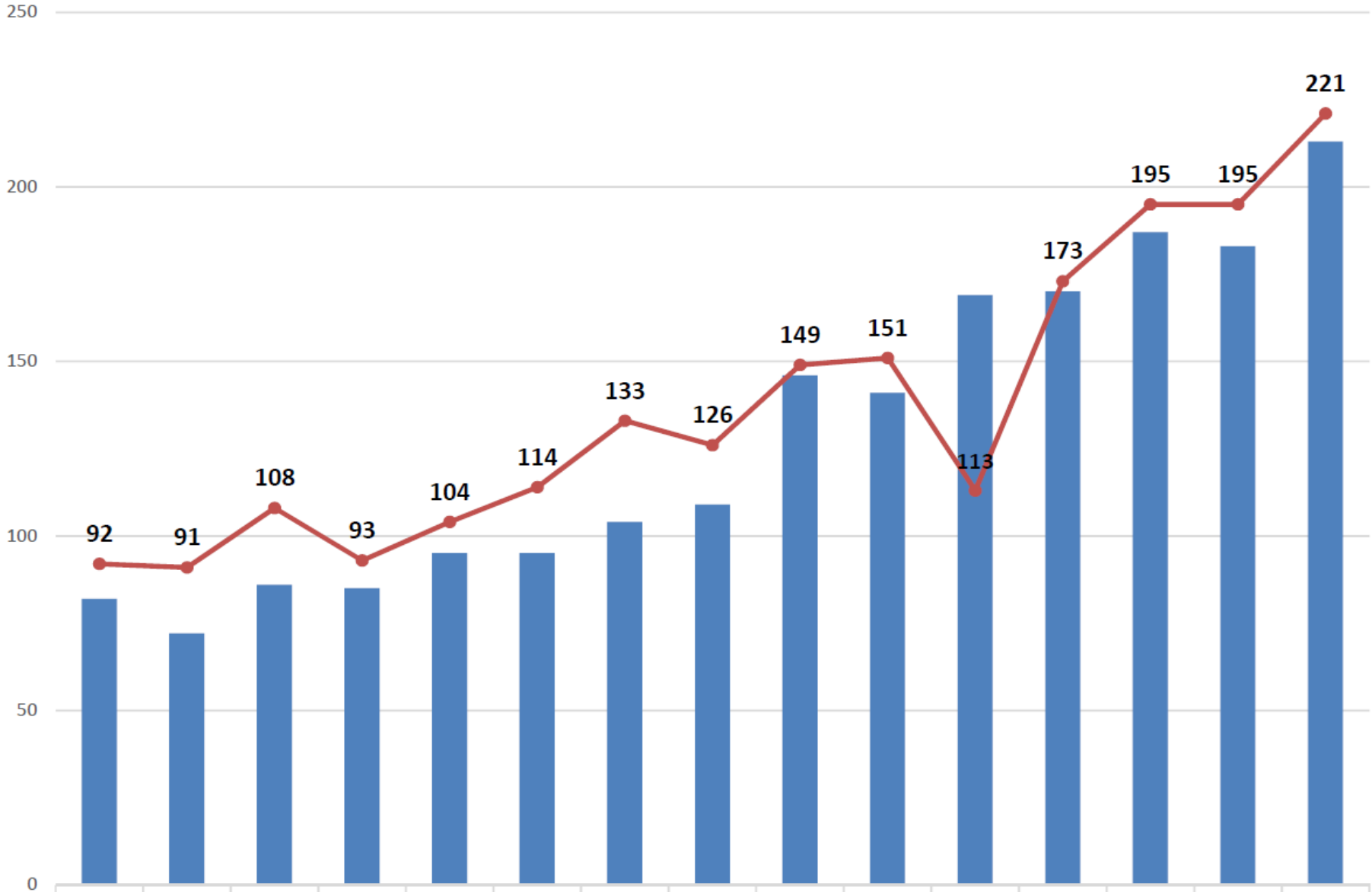

	FY 04-05	FY 05-06	FY 06-07	FY 07-08	FY 08-09	FY 09-10	FY 10-11	FY 11-12	FY 12-13	FY 13-14	FY 14-15	FY 15-16	FY 16-17	FY 17-18	FY 18-19
Goal	82	72	86	85	95	95	104	109	146	141	169	170	187	183	213
Achieved	92	91	108	93	104	114	133	126	149	151	113	173	195	195	221

Children Entering Out-of-Home Care by CBC Lead Agency

Last Updated: 9/10/2019

Select the Report Period to Display

Jul-2016 — Aug-2019

Select Entity Level: CBC Lead Agency

Children Entering Out-of-Home Care

(Age(s): All | Gender(s): All | Race(s): All)

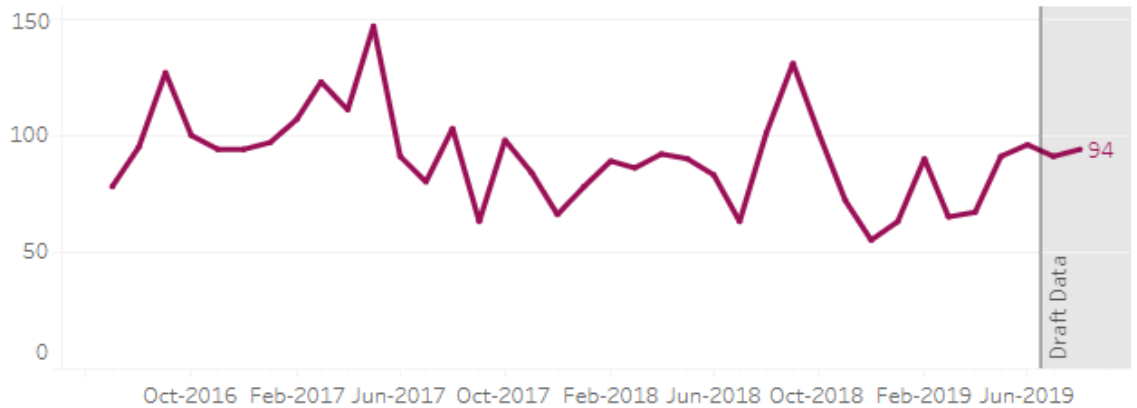

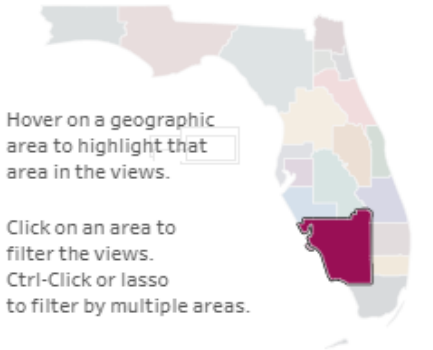

Hover on a geographic area to highlight that area in the views.

Click on an area to filter the views. Ctrl-Click or lasso to filter by multiple areas.

Children Entering Out-of-Home Care Between 8/1/2019 and 8/31/2019

Click on any of the characteristics below to filter the view (you may only filter on one removal reason at a time).

(Age(s): All | Gender(s): All | Race(s): All)

Age

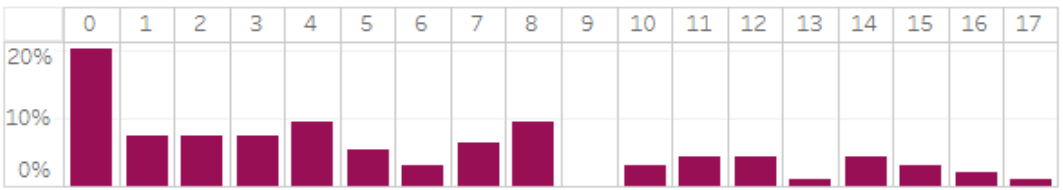

Gender

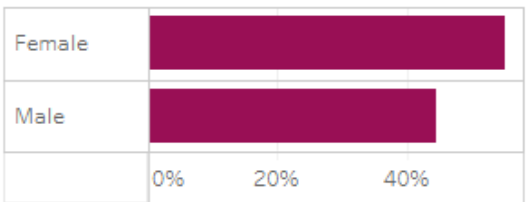

Race

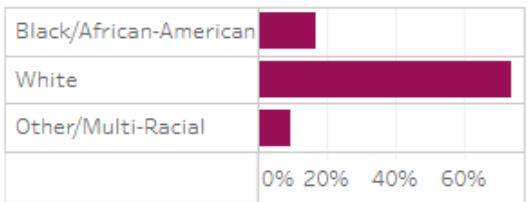

Initial Removal Reasons to Display: (Multiple values)

Removal Reason(s)

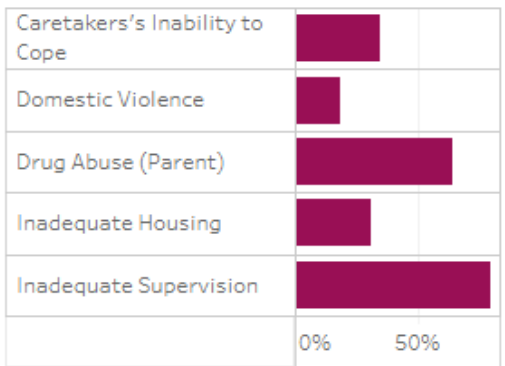

CHILDREN'S NETWORK OF SOUTHWEST FLORIDA, LLC

Children & Young Adults Exiting Out-of-Home Care by CBC Lead Agency

Last Updated: 9/10/2019

Select the Report Period to Display

Jul-2016 — Aug-2019

Select Entity Level

CBC Lead Agency

Children & Young Adults Exiting Out-of-Home Care

(Age(s): All | Gender(s): All | Race(s): All | Exit Reason(s): All)

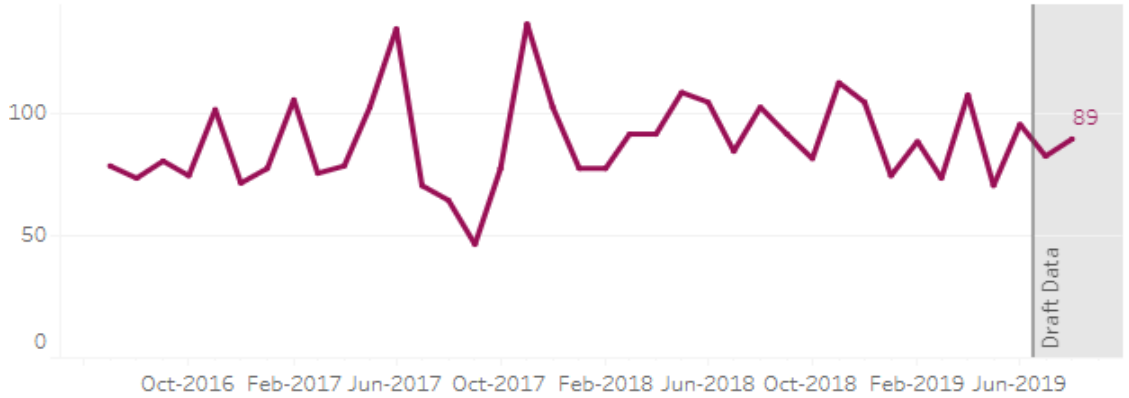

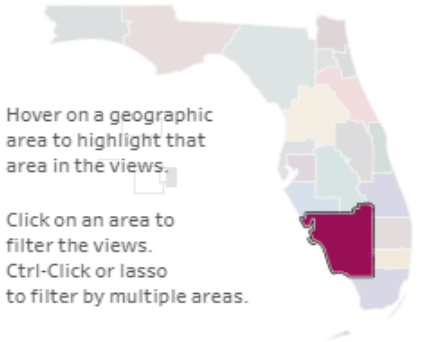

Hover on a geographic area to highlight that area in the views.

Click on an area to filter the views. Ctrl-Click or lasso to filter by multiple areas.

Children & Young Adults Exiting Between 8/1/2019 and 8/31/2019

Click on any of the characteristics below to filter the view.

(Age(s): All | Gender(s): All | Race(s): All | Exit Reason(s): All)

Age

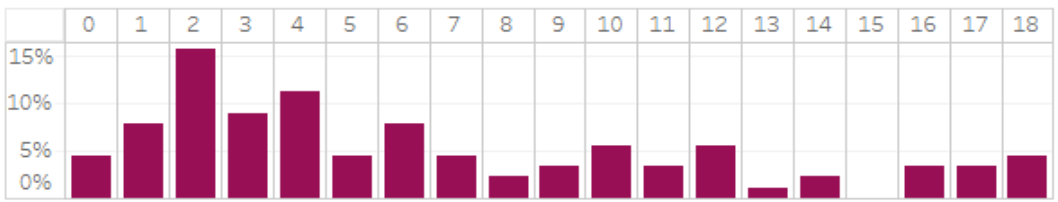

Gender

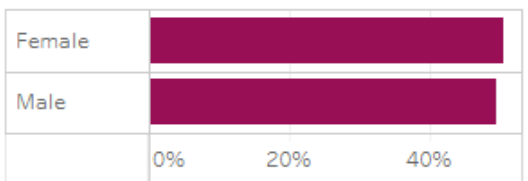

Race

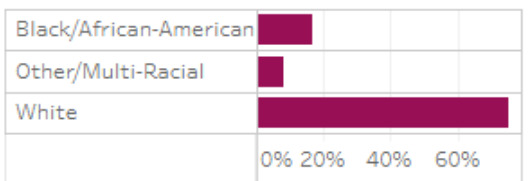

Exit Reasons

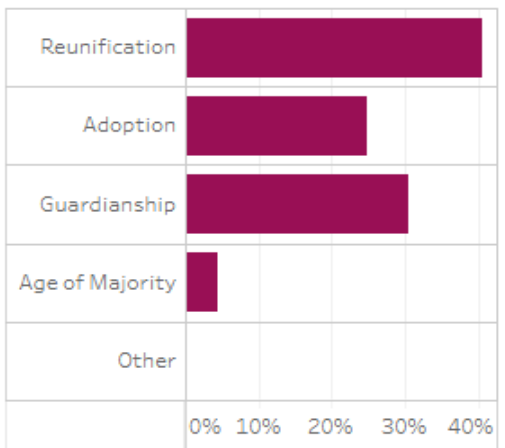

CHILDREN'S NETWORK OF SOUTHWEST FLORIDA, LLC

Lee County

Children Entering Out-of-Home Care by County

Last Updated: 9/10/2019

Select the Report Period to Display

Jul-2016 — Aug-2019

Select Entity Level: County

Children Entering Out-of-Home Care

(Age(s): All | Gender(s): All | Race(s): All)

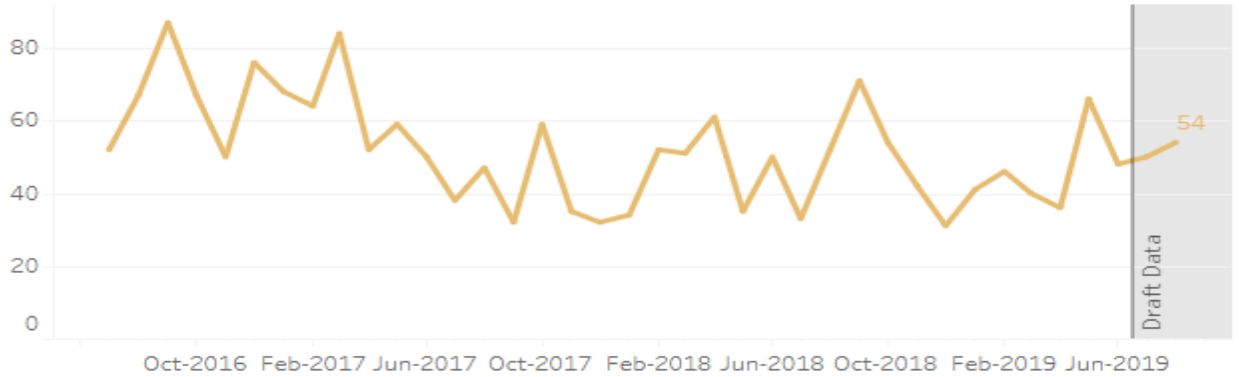

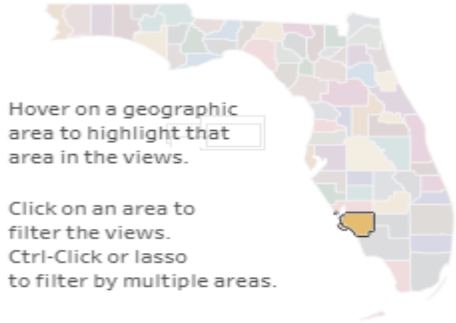

Children Entering Out-of-Home Care Between 8/1/2019 and 8/31/2019

Click on any of the characteristics below to filter the view (you may only filter on one removal reason at a time).

(Age(s): All | Gender(s): All | Race(s): All)

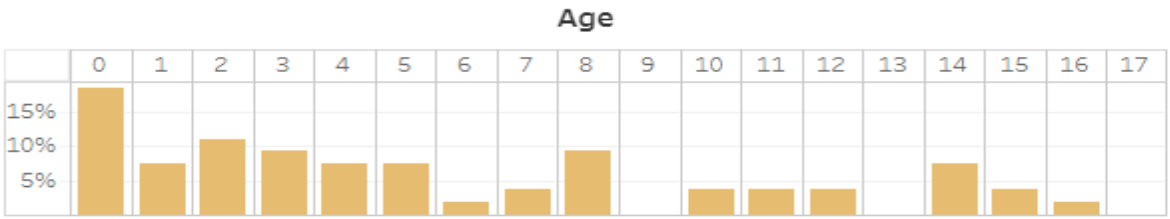

Initial Removal Reasons to Display: (Multiple values)

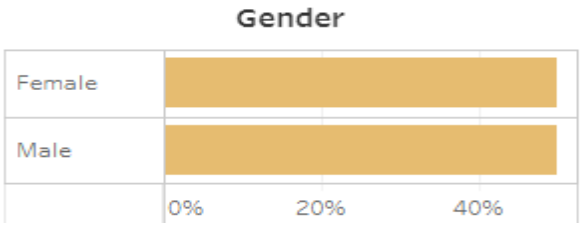

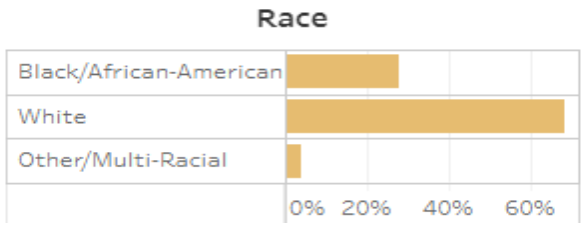

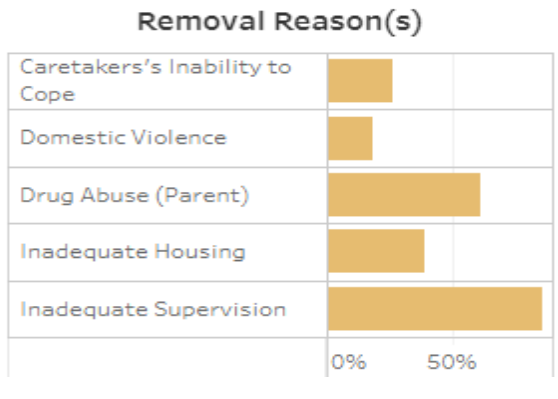

CHILDREN'S NETWORK OF SOUTHWEST FLORIDA, LLC

Lee County

Children & Young Adults Exiting Out-of-Home Care by County

Last Updated: 9/10/2019

Select the Report Period to Display

Jul-2016 — Aug-2019

Select Entity Level: County

Children & Young Adults Exiting Out-of-Home Care

(Age(s): All | Gender(s): All | Race(s): All | Exit Reason(s): All)

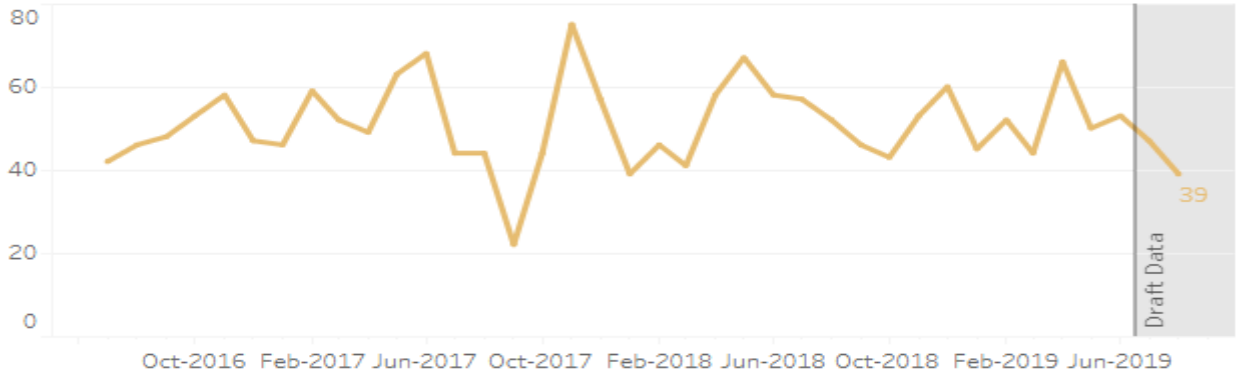

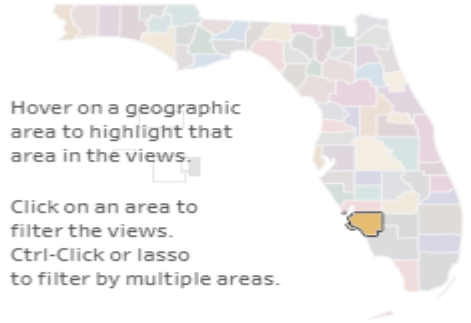

Children & Young Adults Exiting Between 8/1/2019 and 8/31/2019

Click on any of the characteristics below to filter the view.

(Age(s): All | Gender(s): All | Race(s): All | Exit Reason(s): All)

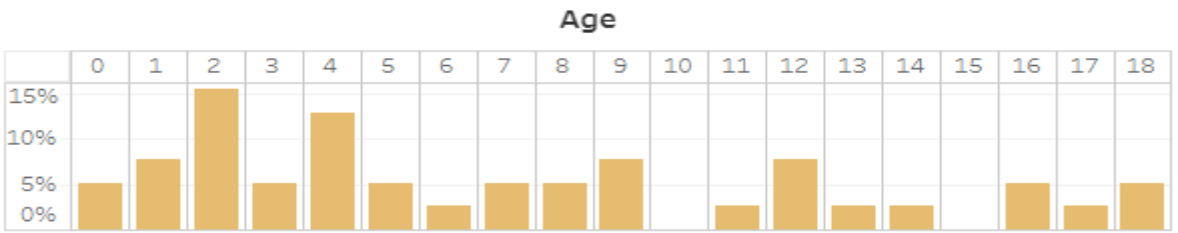

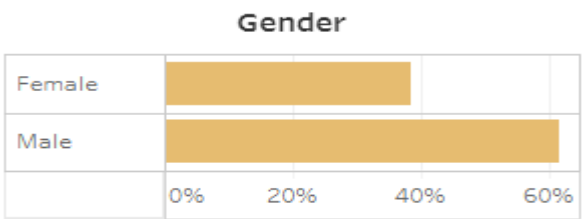

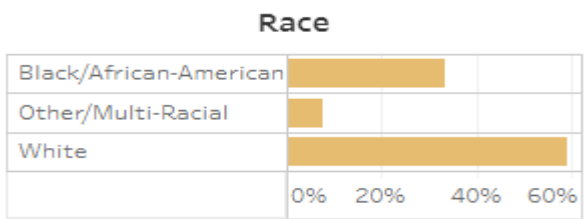

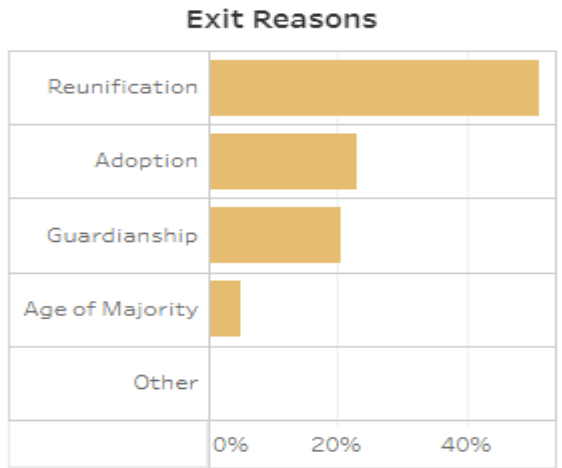

Lee County Lutheran	Allocated	Filled
Director	0.6	0.6
Assistant Director*	3	3
Case Carrying CWCM Supervisor*	8	8
Case Carrying CWCM *	41	40
General Case Carrying Support Staff	14.5	13.5
CWCM-Placement*	2	2
Placement Support Staff	6	6
CWCM-Licensing*	5	5
Licensing/Placement*(can perform either)	1	1
Licensing Support Staff	1	1
Quality Assurance Specialist*	2	2
Executive AA	1	1
Support Staff-Scanners	2	2

**** Certified Case Manager***

FY Quarter 4 2018-19 Performance

All Children Deserve the Opportunity to be Safe, Healthy, and Developmentally and Educationally On Track in a Permanent Environment

Report Quarter	Select Entity Level	Entity	Select Measures to Display
SFY 2018-2019, Quarter 4	CBC Lead Agency	Childrens Network of SW Florida	CBC Scorecard