



**Management Reporting - Daily Overview**  
 For: 10/5/2017

Total Children Served

Charlotte	Collier	Glades	Hendry	Lee	Total
455	403	29	155	1329	2371

Total Children In OOH

Charlotte	Collier	Glades	Hendry	Lee	Total
331	241	9	89	900	1570

relative/non-relative

163	157	3	76	443	842
-----	-----	---	----	-----	-----

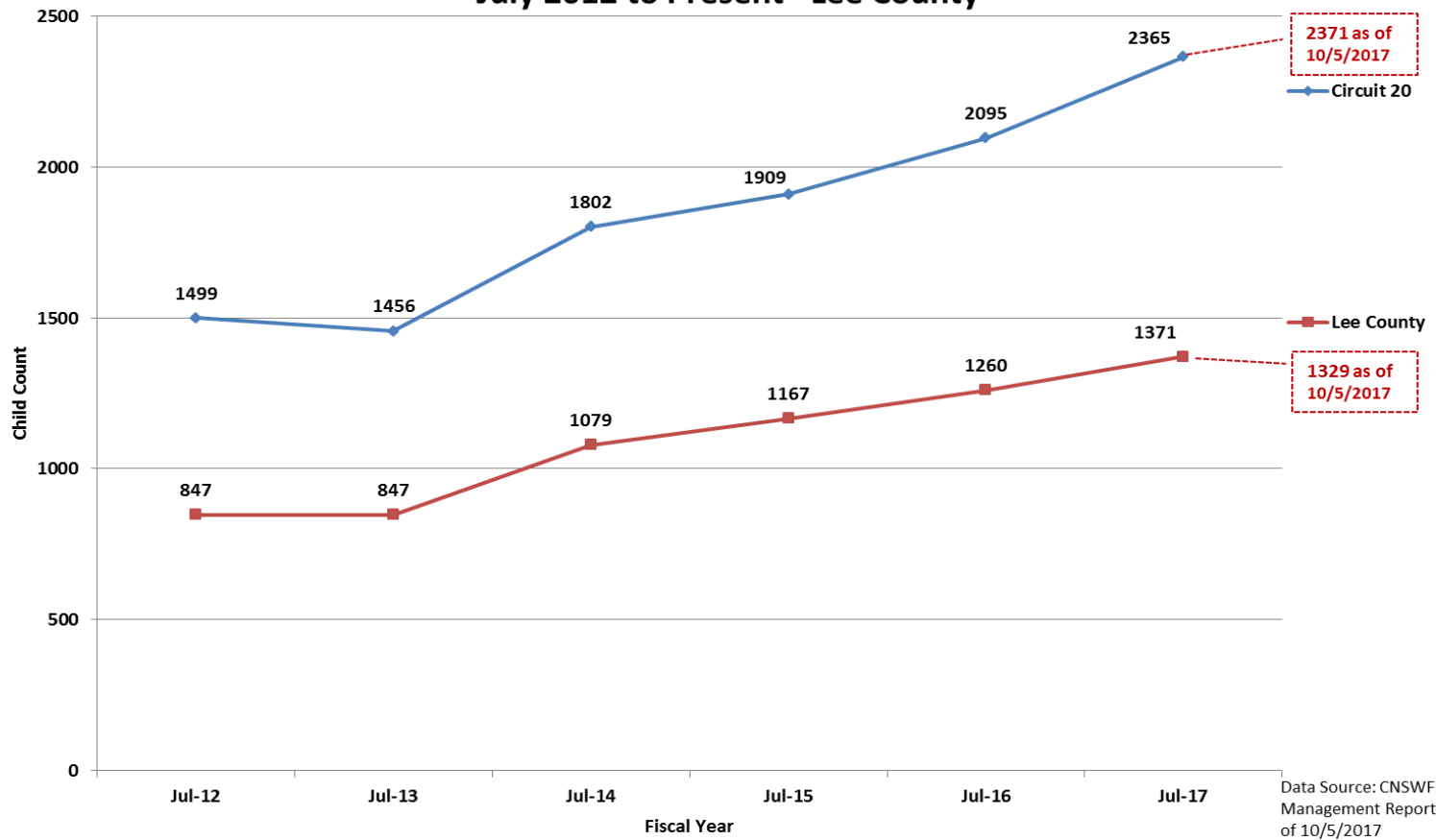
foster care

168	84	6	13	457	728
-----	----	---	----	-----	-----

Total Children In Home

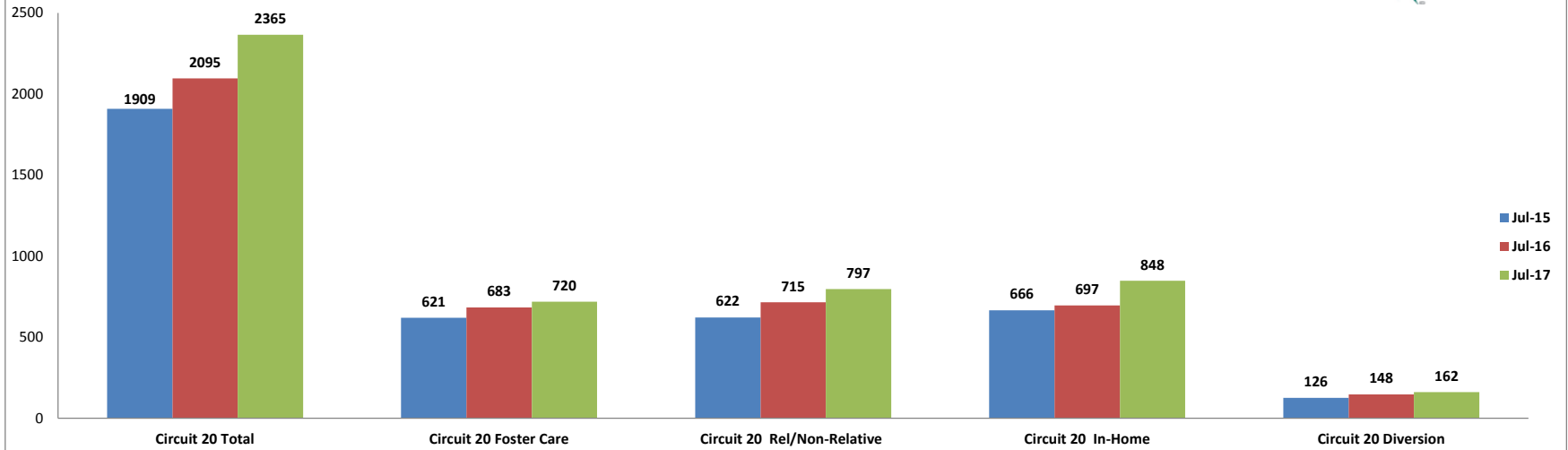
Charlotte	Collier	Glades	Hendry	Lee	Total
124	162	20	66	429	801

### Children in Care Increases July 2012 to Present - Lee County

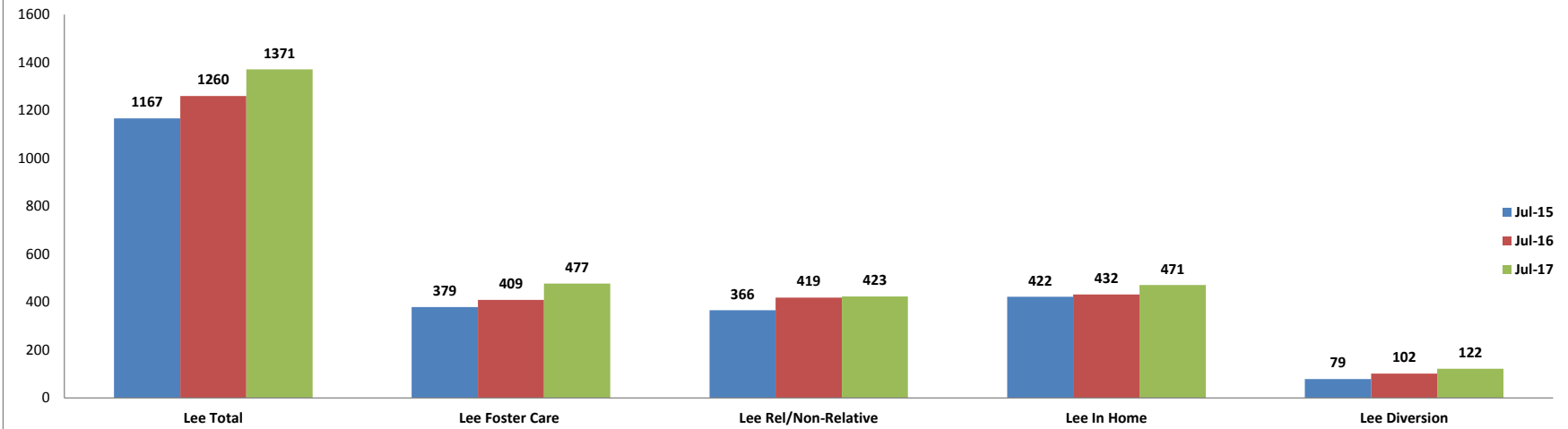


Data Source: CNSWFL  
Management Report as  
of 10/5/2017

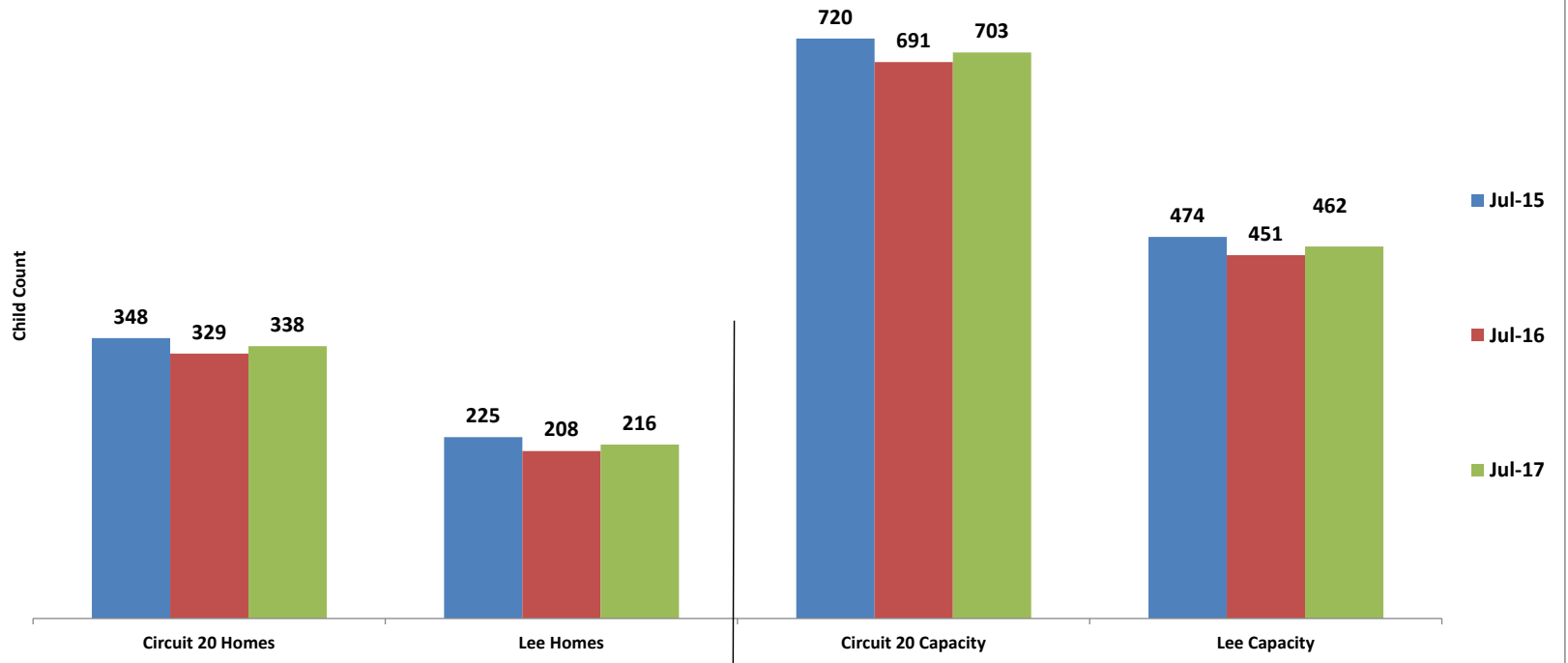
### Circuit 20 Children Served: FY 2015-2017



### Lee County Children Served: FY 2015-2017



### Foster Homes and Bed Capacity 3 Year Trend



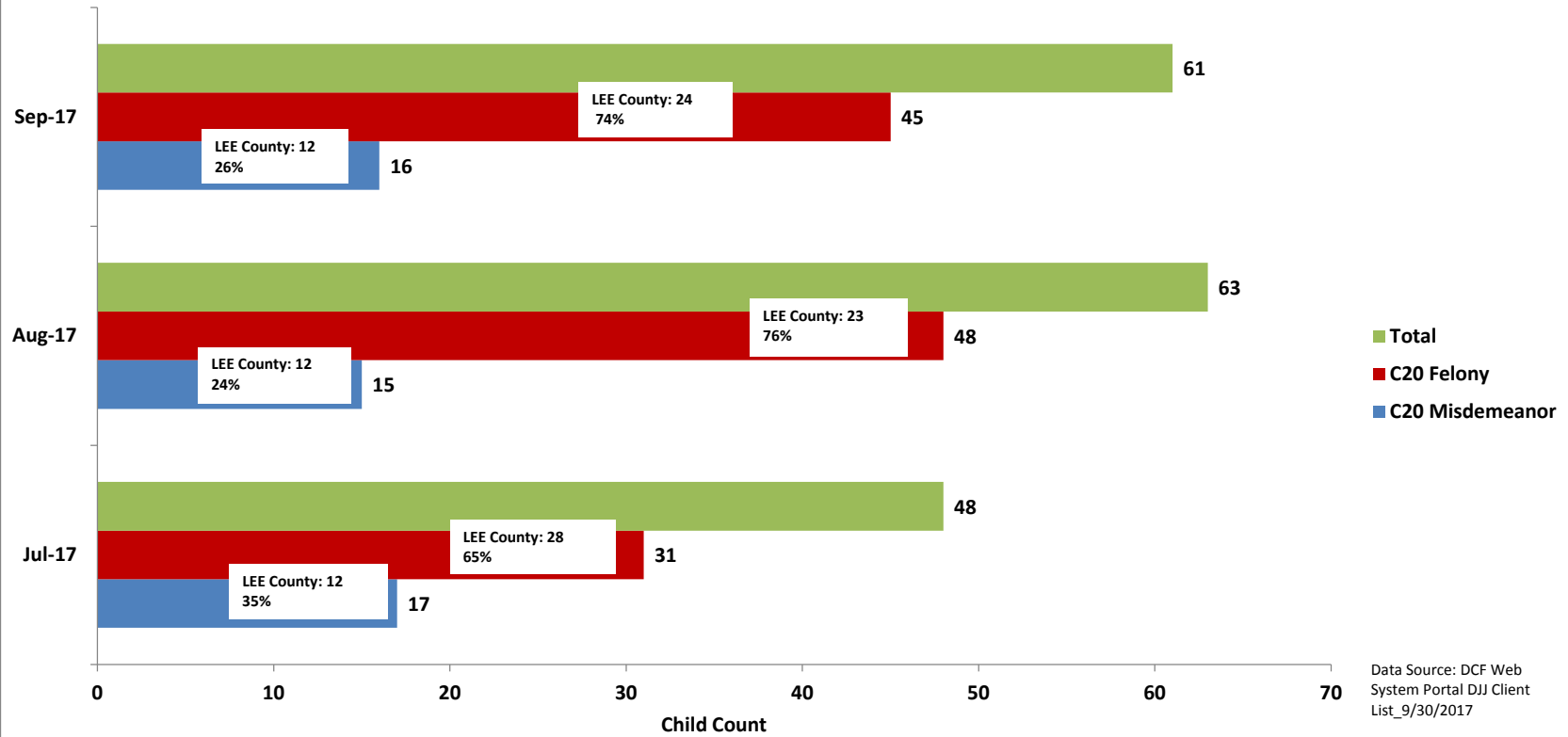


## CNSWFL Adoptions

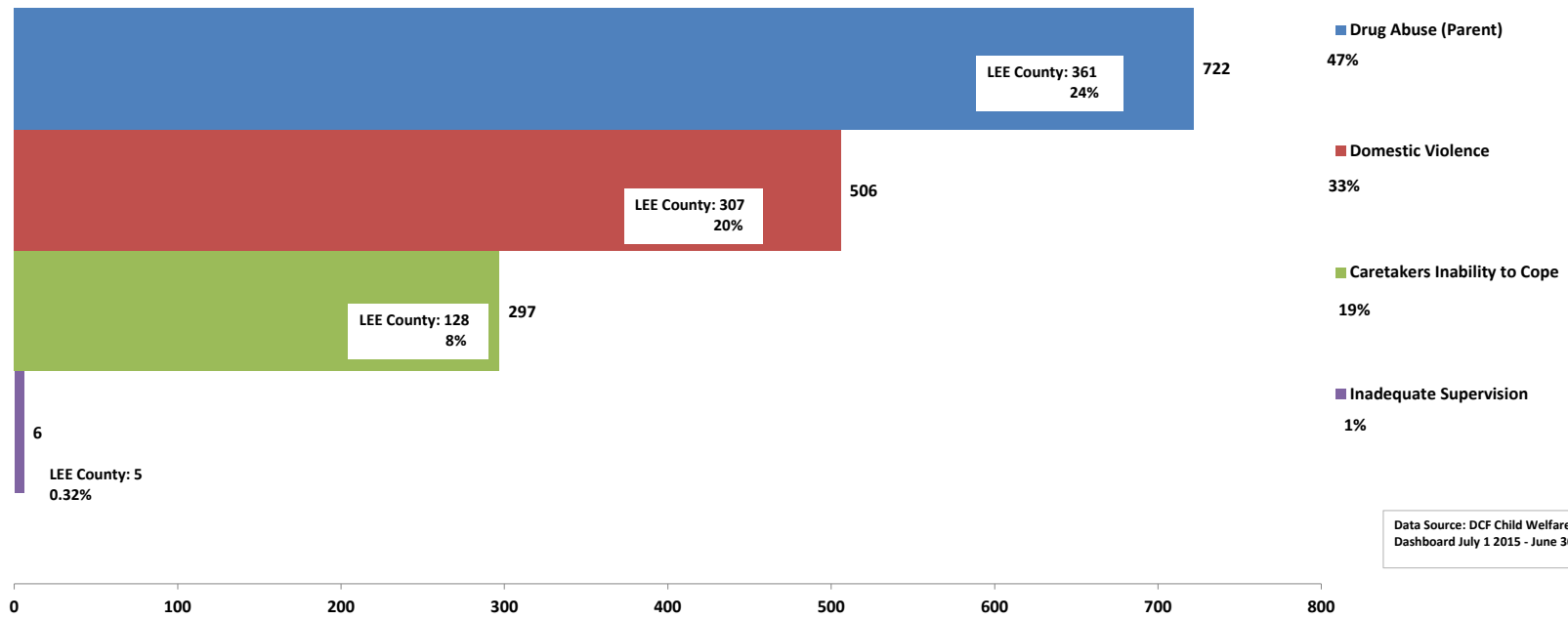
<b>CBC</b>	<b>Achieved</b>	<b>Goal</b>	<b>% Surpassed</b>
<b>FY 2004-05</b>	92	82	12%
<b>FY 2005-06</b>	91	72	27%
<b>FY 2006-07</b>	108	86	25.50%
<b>FY 2007-08</b>	93	85	9.41%
<b>FY 2008-09</b>	104	95	9.47%
<b>FY 2009-10</b>	114	95	20%
<b>FY 2010-11</b>	133	104	27.88%
<b>FY 2011-12</b>	126	109	15.60%
<b>FY 2012-13</b>	149	146	2.05%
<b>FY 2013-14</b>	151	141	7.09%
<b>FY 2014-15</b>	113	169	-33.14%
<b>FY 2015-16</b>	173	170	1.76%
<b>FY 2016-17</b>	195	187	4.27%
<b>FY 2017-18</b>	17	183	
<b>TOTAL</b>	<b>1659</b>		

**46 Children Waiting for Forever Homes**

### Delinquency and Dependency Crossover Children 3-Month Trend



### 1531 Children Removed in the last Two years Top 4 Reasons for Removal





### Case Management Workforce Growth Since February 2017

	Lutheran Services-LSF	Pathways-PHS	Children's Network *	Camelot	Children Home-CHS	Workforce Category Total: February 2017	Workforce Category Total: October 2017
Supervisors	13	6	2	0	1	22	32
Child Welfare Case Managers	53	29	12	0	4	98	136

	Lutheran Services-LSF	Pathways-PHS	Children's Network *	Camelot	Children Home-CHS	Workforce Category Total: October 2017
Supervisors	11	6	11	3	1	32
Child Welfare Case Managers	49	29	40	14	3	136

	Circuit Net Gain
Case Carring CWCM	38
Supervisors	10

\* Speciality units consist of the following:

- FITT
- Reunification
- Kinship Care
- Relative Search
- ICPC/OTI

Our goal is to reduce caseloads to 25 children per Case Manager

