



## There is a need for quality afterschool programs in Florida

### *No Supervision*

25% of Florida's school-age children (742,554) are left alone and unsupervised in the hours after school. Afterschool programs keep kids safe, engage children in enriching activities, and give parents peace of mind.

### *Dangers:*

- victims of crimes/accidents
- falling behind academically, socially and emotionally
- substance abuse
- gang involvement
- teen pregnancy

20% of Florida children participate in afterschool program.

Another 36% would participate if one were available to them.

\*Afterschool Alliance

### **Economic Benefits of Afterschool Programs**

Children who participate in afterschool programs do better academically and have lower juvenile detention rates. These students have fewer school absences, better grades and less grade retention. As a result, there is a lower dropout rate and fewer juvenile justice referrals.

This translates into short term and long-term economic benefits. These benefits were recently detailed by Florida TaxWatch in terms of Florida's current economic conditions:

- ◆ \$9,000 for each student that is not held back a grade
- ◆ \$29,080,000 in lifetime earnings for each 100 additional high school graduates
- ◆ cost-avoidance of \$5,000 per youth who is diverted from criminal activities
- ◆ \$45,012-\$46,305 for each youth that is diverted from incarceration

\*Florida TaxWatch, The Florida Boys and Girls Clubs: An Analysis of Educational, Juvenile Justice, and Economic Outcomes, September 2013.

## Importance of Early Learning

Research conducted over the past few decades and across multiple disciplines has shown that early learning directly impacts an individual's long-term productivity and success, and our country's economic well-being.

Children who are not proficient in reading by the end of third grade are likely to feel alienated from school, and the consequences stretch well into adulthood.

Federal spending on children is lowest when they are young, even though most brain development occurs during this period. Since 2010, federal spending on children has declined and is projected to continue to decline as a percentage of GDP over the next decade to its lowest point since the Great Depression.

**Every dollar invested in high-quality early childhood education produces a 7 to 10 percent annual return on investment.**

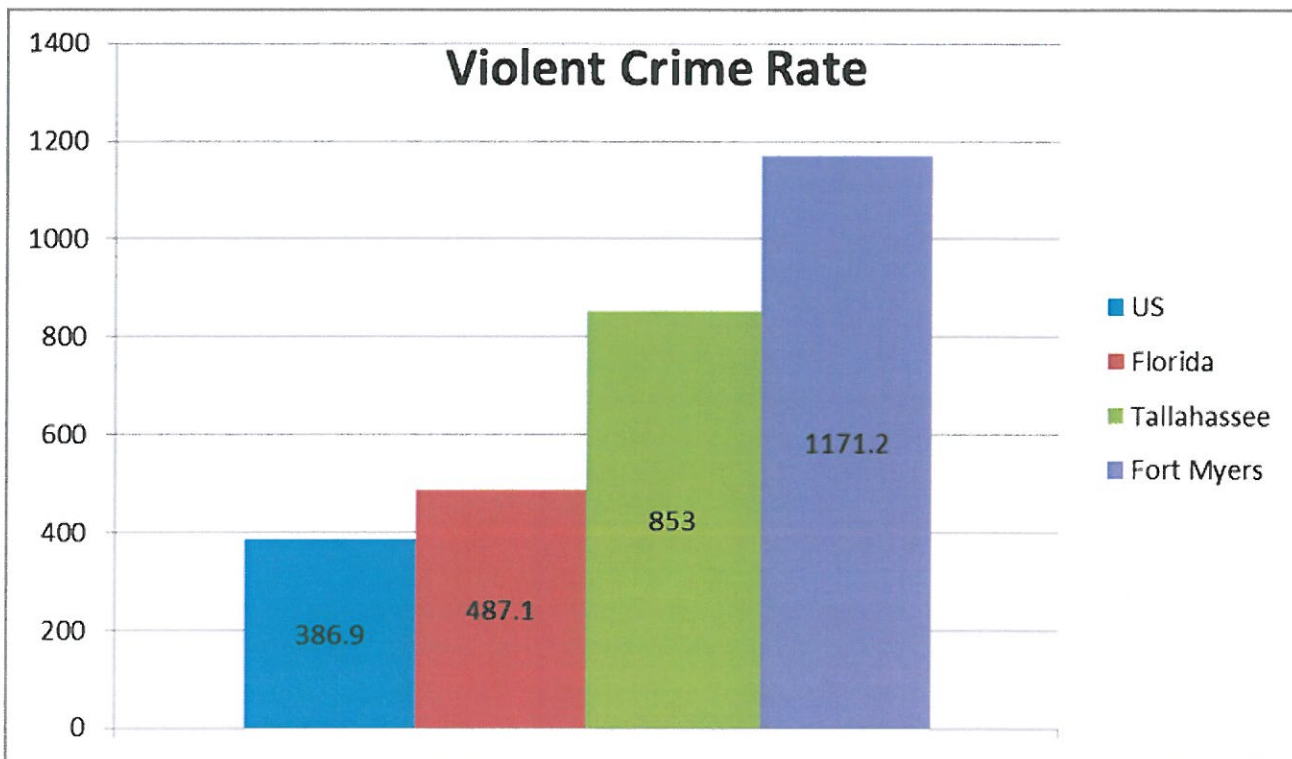
**High-quality preschools are effective in reducing the achievement gap, the significant disparity in educational success between low-income and minority children compared to higher-income and non-minority children.**

*\*The First Eight Years, The Annie E. Casey Foundation (2013)*

## Disproportionately High Crime Rate

Fort Myers has one of the highest crime rates in the country according to the FBI Crime Database.

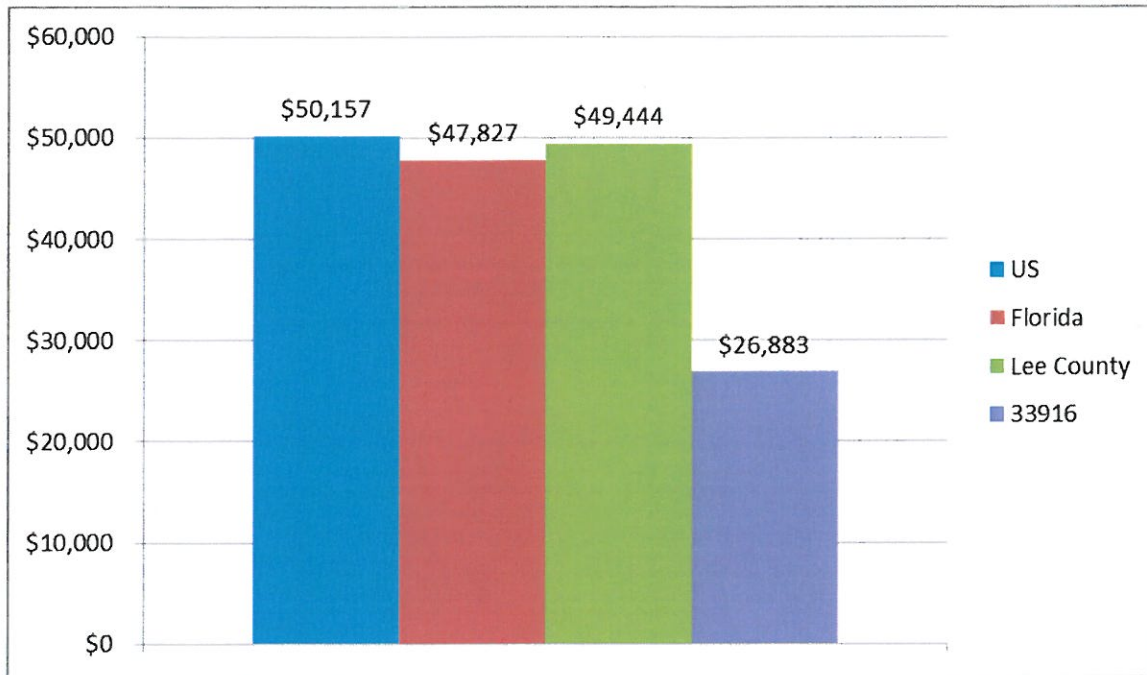
Violent crime rate (per 100,000 residents):



\*FBI Crime Database, 2012

## Poverty

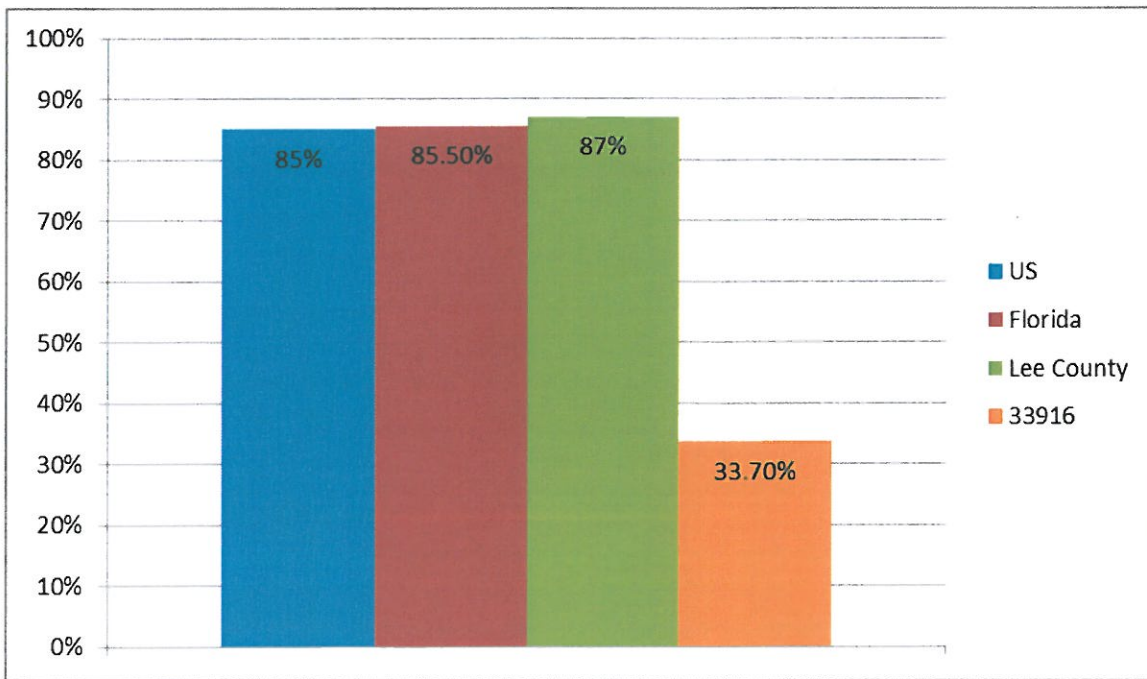
Median household income:



25% of the population in zip code 33916 is living below the poverty level.

## Poor education levels

Percentage of the population who graduated from high school or earned a GED:



\*US Census Bureau/Data by zip code provided by City of Fort Myers GIS



## Poorly performing schools

2013 FCAT scores

% passing (3 and above)

School	Grade	Math	Reading
Ray Pottorf Elementary	3	53	41
Edgewood Academy	3	55	46
Franklin Park Elementary	3	37	47
James Stephens Internat'l	3	28	36
Colonial Elementary	3	47	46
Royal Palm	3	*	0
Lee Charter Academy	3	13	7
Fort Myers Prep. & Fitness	3	7	22
*Allen Park Elementary	3	75	80

School	Grade	Math	Reading	Science
Ray Pottorf Elementary	5	44	46	39
Edgewood Academy	5	39	36	36
Franklin Park Elementary	5	37	31	24
James Stephens Internat'l	5	12	34	24
Colonial Elementary	5	31	36	33
Lee Charter Academy	5	*	13	*
Fort Myers Prep. & Fitness	5	35	35	18
*The Sanibel School	5	86	92	78

School	Grade	Math	Reading	Science
Dunbar Middle	8	49	58	47
Fort Myers Middle	8	35	31	28
ALC Middle	8	9	13	13
James Stephens	8	30	27	33
Royal Palm	8	*	0	0
ALC West	8	5	21	10
Lee Charter Academy	8	38	31	8
*The Sanibel School	8	86	92	97

School	Algebra	Geometry	Grade 10 Reading
LAMP	7	26	20
ALC High	15	11	16
East Lee High School	30	27	28
Dunbar High	47	91	32
Pivot Charter	27	30	21
City of Palms Charter	*	*	5
Coronado High School	*	*	8

\*Numbers provided for comparison  
(not in close proximity to Dunbar)

—————  
Data from the  
Florida Department of Education