



# Central Florida

Behavioral Health  
Network, Inc.

## Mental Health & Substance Abuse

- Florida Facts
- DCF Funding Data Trends 2000-2015
- Managing Entity Facts
- CFBHN Facts
- Funding Details & Numbers Served
  - SunCoast Region 2014-2015
- Served in Region by Program

# Florida Facts

## Current Situation: Behavioral Health Funding

- Florida's 2013 population: 19,042,458<sup>1</sup>
- Floridians with behavioral health issues today: 3,897,054<sup>2</sup>
- Florida DCF funding per capita for behavioral health: **\$26.60 per person**<sup>3</sup>
- The Kaiser Family Foundation ranks Florida **49th** in the nation in Per Capita Mental Health Services Expenditures<sup>4</sup>

<sup>1</sup>[www.floridacharts.com/FLQuery/Population/PopulationRept.aspx](http://www.floridacharts.com/FLQuery/Population/PopulationRept.aspx)

<sup>2</sup>The National Council for Behavioral Health reports that 1 in 5 people suffer from a behavioral health issue each year. Most of us know someone in our own families or in our communities who suffer from mental health illnesses or self-medicate their illness with drugs and alcohol.

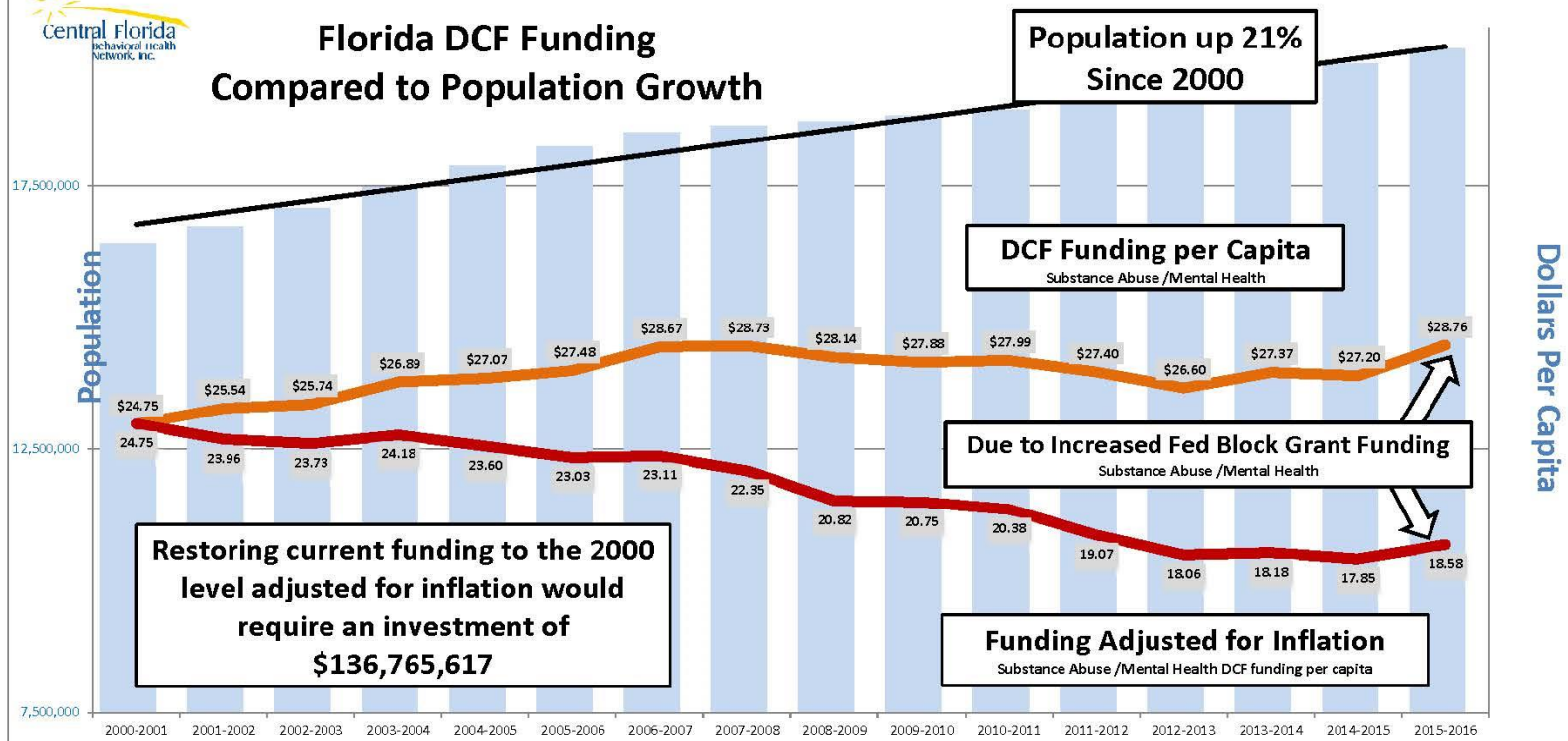
<sup>3</sup>Florida State DCF SAMH Budget/Population

<sup>4</sup><http://kff.org/other/state-indicator/smha-expenditures-per-capita>





## Florida DCF Funding Compared to Population Growth



**Restoring current funding to the 2000 level adjusted for inflation would require an investment of \$136,765,617**

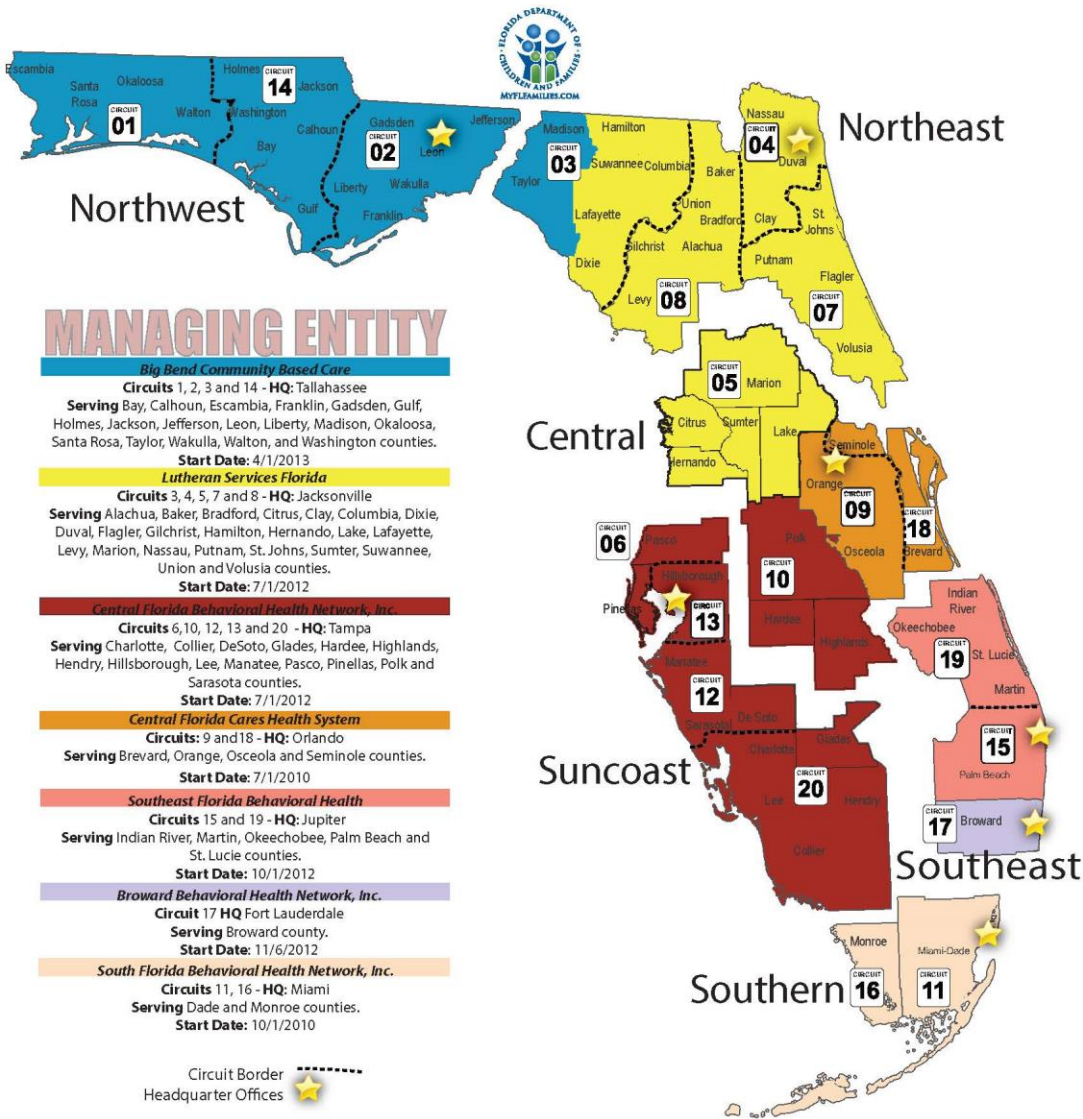
**Due to Increased Fed Block Grant Funding**  
Substance Abuse /Mental Health

**Funding Adjusted for Inflation**  
Substance Abuse /Mental Health DCF funding per capita

- Inflation determined by using the Consumer Price Index reported at end of year in December  
[http://www.bls.gov/cpi/cpi\\_dr.htm#2014](http://www.bls.gov/cpi/cpi_dr.htm#2014)  
 - State population from: <http://www.floridacharts.com/FLQuery/Population/PopulationRpt.aspx>

**Important Facts**  
 In 2015 and 2016 Funding increased by \$39 million due increased Federal Block Grant Dollars  
 \$22.5 million of this is non-recurring.  
 If not replaced the percapita spending goes down to \$27.27 and Adjusted for Inflation goes down to \$17.34

# Managing Entity Facts



Seven Managing Entities (ME's) statewide administer, manage, and ensure accountability of public funds dedicated to the support of Florida's behavioral health network. The ME mission is to provide the highest quality of care for persons in need of mental health and substance abuse services and who have no other payer source. These essential services help our fellow citizens rebuild their lives and become productive.

ME's were authorized by the Florida Legislature, making us the first state in the nation to build this new management system. Implementation brought BIG positive changes including;

- Duplication elimination, improved efficiency and local control
- Funding matched to performance
- Smarter system development that leveraged work with nontraditional partners like child welfare, law enforcement and veteran's groups

# Central Florida Behavioral Health Network

## Who We Are

- 501 (c) (3) Non Profit incorporated in 1997
- Efficient organization operating on less than a 4% Administrative Rate
- Only CARF International Accredited Services Management Network in Florida

## What We Do

- Develop and Manage a Community Based System of Care
- Provide Mental Health & Substance Abuse Services through a contracted provider network of in 14 counties
- Match severity of illness to intensity of service – while reducing system costs
- Promote use of Evidenced Based Best Practices
- Develop Innovative Programs and IT solutions that drive performance and improve outcomes
- Include services not provided by traditional medical insurance called “wraparound” like housing, employment, transportation and the like that are essential to promoting recovery



# Overall Funding & Numbers Served FY 2014-2015

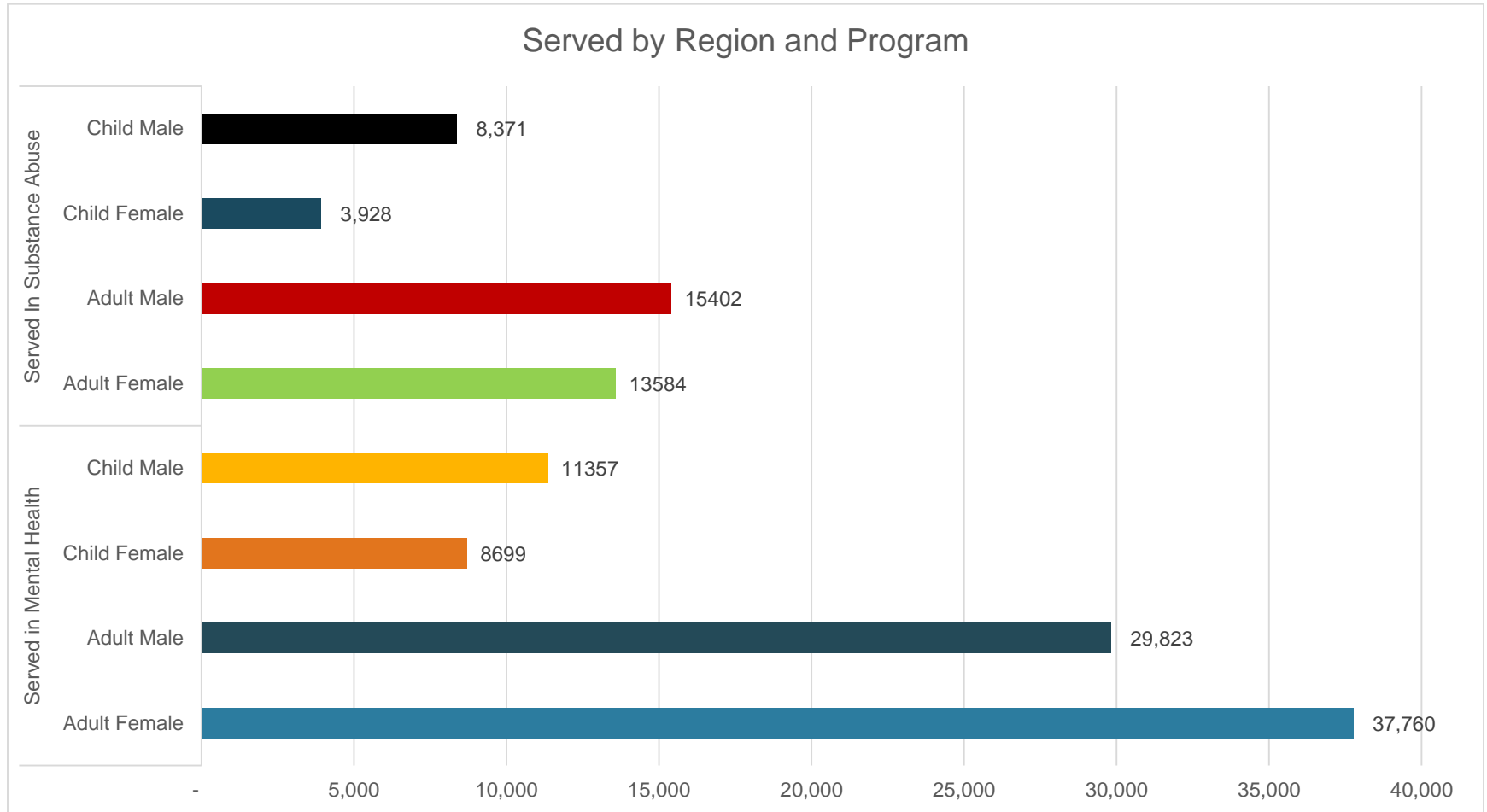
Program	Total Contracted Dollars
Adult Mental Health	\$92,077,223
Adult Substance Abuse	\$34,598,128
Children's Mental Health	\$13,072,389
Children's Substance Abuse	\$18,593,452
<b>Grand Total</b>	<b>\$158,341,192</b>
<i>Carryforward</i>	<b>\$1,427,357</b>
	<b>\$159,768,549</b>

County	Total Contracted Dollars	Total Individuals Served
Charlotte	\$9,009,563.18	4,475
Collier	\$9,274,365.05	6,250
DeSoto	\$202,048.61	1,202
Glades	\$49,716.86	15
Hardee	\$256,076.43	490
Hendry	\$733,879.52	1,097
Highlands	\$4,173,515.19	1,875
Hillsborough	\$34,288,580.98	26,659
Lee	\$16,025,860.33	15,029
Manatee	\$10,463,437.64	9,818
Pasco	\$13,508,610.10	8,432
Pinellas	\$30,890,265.64	23,070
Polk	\$18,009,526.72	13,935
Sarasota	\$11,210,980.66	6,949
Out of Region	\$244,764.00	197
<b>Grand Total</b>	<b>\$158,341,190.93</b>	<b>119,493</b>



\* CFBHN contracts for specialty services out of county when necessary.

# Served in Region by Program FY 2013-2014





Thank You

